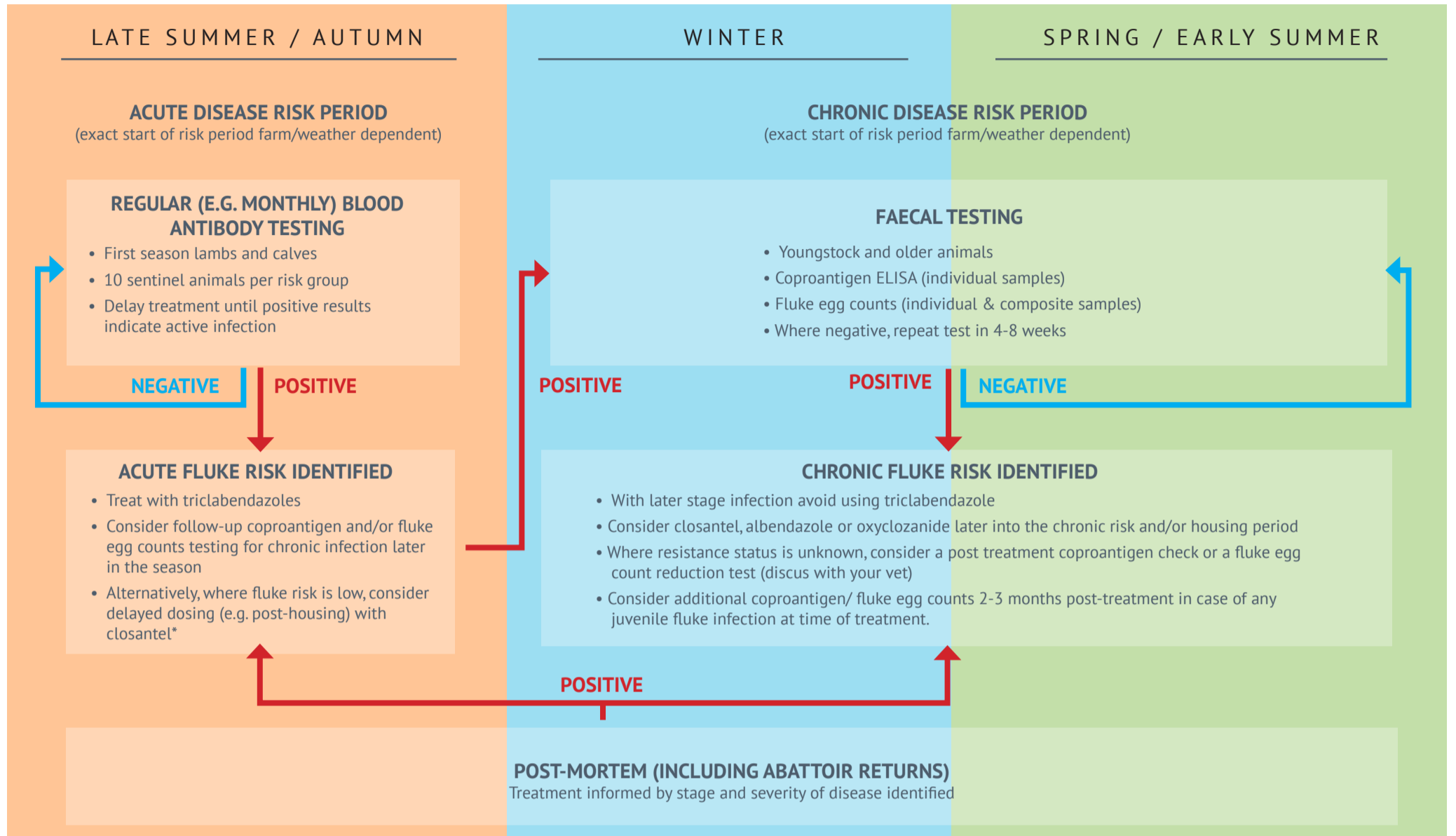
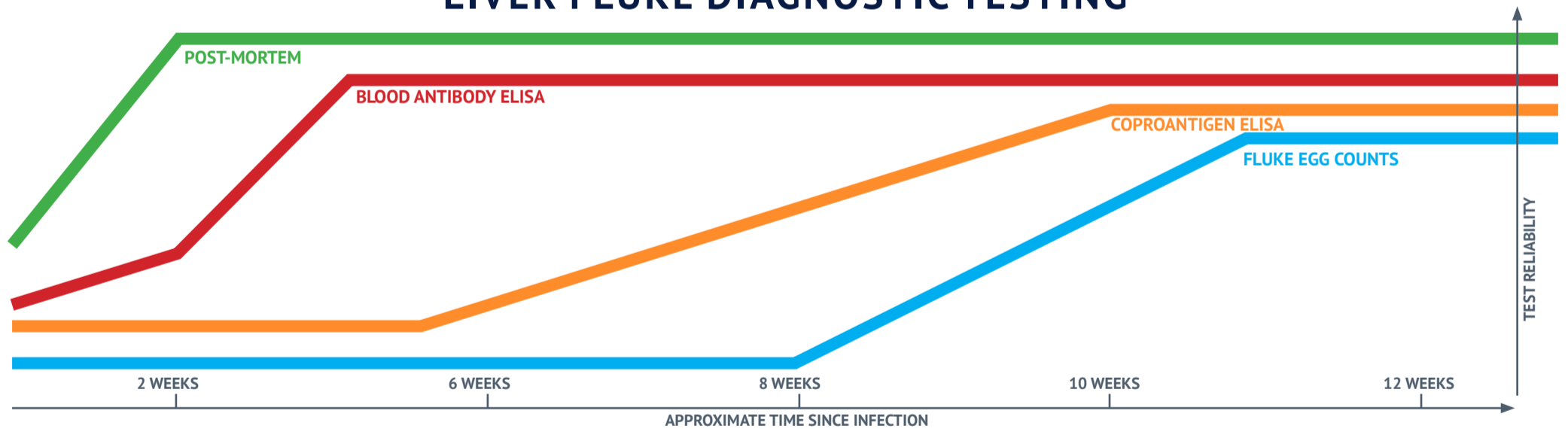


This chart is based on SCOPS and COWS principles of Best Practice. Go to the websites for more information.

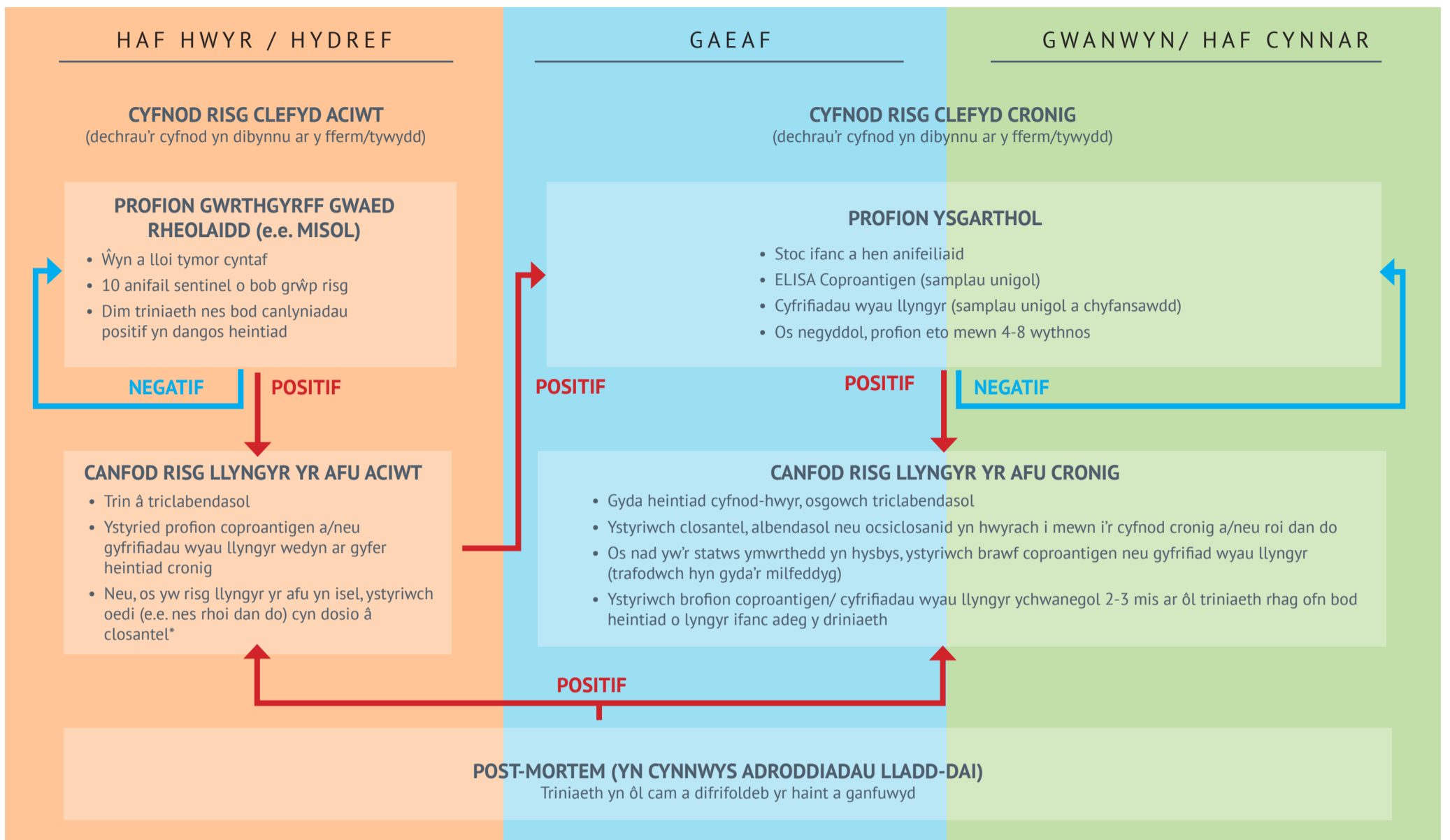


LIVER FLUKE DIAGNOSTIC TESTING

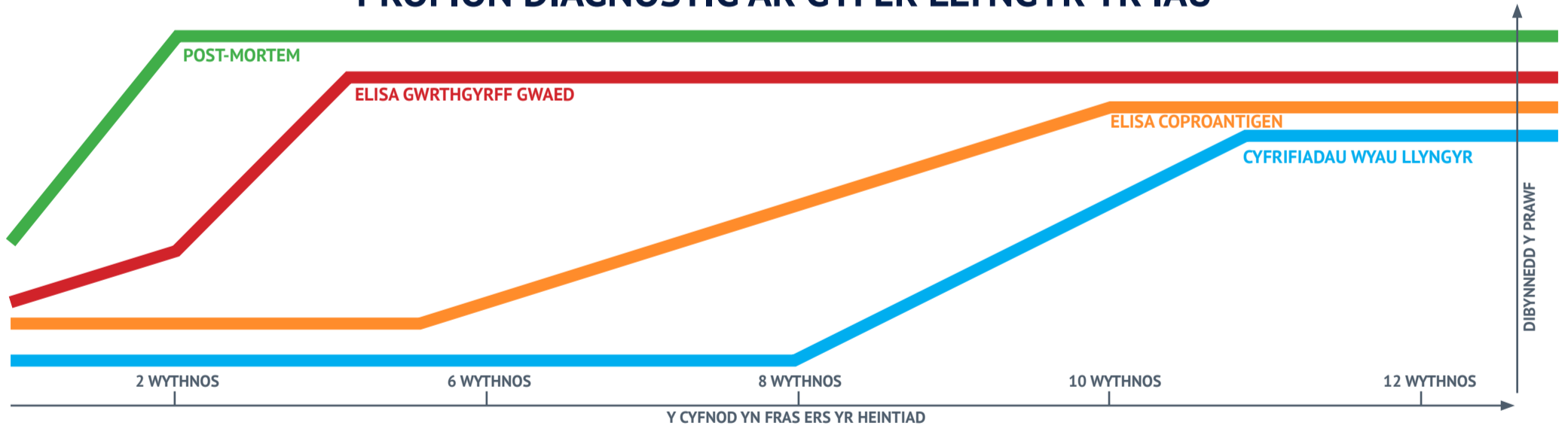


TEST	SAMPLING	DIAGNOSTIC VALUE	DRAWBACKS
BLOOD ANTIBODY ELISA	Regular blood sampling. Use first season grazing animals (lambs and/or calves) as "sentinels". 10 animals per risk group (consider on-farm risks eg. grazing).	Measure of acute disease risk. Increasing antibody levels identify when active infection is occurring for targeted treatment.	Careful test interpretation is required to avoid premature treatment. Test results for sentinel animals indicate risk status for their group only. Antibody levels can remain high even after successful treatment and in previously exposed older animals.
COPROANTIGEN ELISA	Dung, individual (avoid using pooled if possible).	Mid- to late stage infection.	Low sensitivity in cattle and in pooled samples. If result negative, advise re-test in ~4 weeks.
FLUKE EGG COUNTS	Dung, individual and pooled.	Definitive diagnosis when adult parasites present.	Test sensitivity may be low, especially in cattle. If result negative, advise re-test in 4-8 weeks.
POST-MORTEM	Fallen stock.	Definitive diagnosis (all stages of infection).	Abattoir returns are useful, but should not be considered equivalent to veterinary post-mortem in terms of reliability.

Mae'r siart hwn yn seiliedig ar egwyddorion Ymarfer Gorau SCOPS a COWS. Mae rhagor o wybodaeth ar y gwefannau.



PROFION DIAGNOSTIG AR GYFER LLYNGYR YR IAU



Y PRAWF	CASGLU SAMPLAU	GWERTH DIAGNOSTIG	ANFANTEISION
ELISA GWRTHGYRFF GWAED	RCymryd samplau gwaed rheolaidd. Wŷn neu loi tymor-cyntaf sy'n pori yn "sentineliaid". 10 anifail o bob grŵp (ystyriwch risgiau'r fferm, ee pori).	Ar gyfer triniaeth â tharged, lefelau cynyddol o wrthgyrff yn dangos pan fo heintiad.	Mae angen dehongli profion yn ofalus i osgoi triniaeth rhy gynnar. Mae'r canlyniadau ar gyfer anifeiliaid sentinel yn dangos y risg i'w grŵp nhw yn unig. Gall lefelau gwrthgyrff ddal yn uchel ar ôl triniaeth lwyddiannus ac mewn anifeiliaid hŷn a fu mewn cysylltiad â llyngyr.
ELISA COPROANTIGEN	Tail, unigol (osgowch gyd-gasglu, os oes modd).	Heintiad yn y cyfnod canolig i hwyr.	Sensitifedd isel mewn gwartheg a samplau a gyd-gasglwyd. Os canlyniad negatif, prawf arall mewn ~4 wythnos.
CYFRIFIADAU WYAU LLYNGYR	Tail, unigol ac wedi ei gyd-gasglu.	Diagnosis diffiniol pan fo parasitiaid llawn-dwf yn bresennol	all sensitifedd y profion fod yn isel, yn enwedig mewn gwartheg. Os yw'r canlyniad yn negatif, cynghorir prawf arall mewn 4-8 wythnos.
POST-MORTEM	Stoc drig.	Diagnosis diffiniol (pob cam o'r heintiad).	Mae adroddiadau lladd-dai yn ddefnyddiol, ond heb fod mor ddibynadwy ag archwiliadau post-mortem gan filfeddyg.